

# Large Print guide

2024 Banner Exhibition

Gallery One

**Text size: 24pt**



This guide contains:

- Gallery directions to locate each banner displayed within Gallery One.
- Large print of the banner labels within Gallery One.
- Short descriptions of the banners and images within Gallery One.



- ▷ Large Print exhibition guides in 14pt and 18pt text versions, magnifiers and colour overlays are also available.

Please ask a staff member if you need any further assistance.

# Gallery One

## Contents Page number

### **Blue Workers Zone ..... 6**

Tobacco Workers' Union banner,  
around 1960 ..... 6

National Union of Railwaymen  
(NUR) Rickmansworth Branch  
banner, around 1920 ..... 10

Rossendale Valley Textile  
Workers Union banner, 1961... 17

National Association of Local  
Government Officers (NALGO),  
Nottinghamshire County Branch  
banner, around 1978 ..... 21

The Journey We Made Across  
Land And Sea, To Build A  
Country Not Made For Me  
banner, 2021 ..... 24

### **Purple Voters Zone ..... 28**



▷	Cadets of Temperance, Manchester Branch banner, 1930s.....	28
	Primrose League Stretford Habitation No 1861 banner, around 1900 .....	32
	Mansfield Labour Party Women's Section banner, 1980s.....	35
	Women Against State Pension Inequality (WASPI) banner, 2018 .....	39
	Burnley & Pendle Anti-Nazi League (ANL) banner, 2003 ....	43
	Raise higher the red banners of the classe struggle! banner, 1920s.....	46
	Printers Aid Spain banner, around 1937 .....	49
	Gays Against Fascism banner, around 1977 .....	52



- ▷ The banners displayed in the 2024 Banner Exhibition are displayed in Gallery One and Gallery Two. The galleries are made up of colour coded zones covering different themes. In our gallery directions, we will refer to these zones to help you locate the banners.

This guide follows the order of the displays within Gallery One.

When you have finished using this guide, please return it or give it to a member of staff. Thank you.

Please share with us any feedback on this resource. You can email [access@phm.org.uk](mailto:access@phm.org.uk) or share your feedback with a member of staff.

## Blue Workers Zone

[Gallery directions]

Enter Gallery One by the entrance doors on the left. Once inside, make your way around the People Power sculpture and the Mini Theatre to the blue Workers zone. The Tobacco Workers' Union banner is located to the right of the section about the Tolpuddle Martyrs.

### **Tobacco Workers' Union banner, around 1960**

The Friendly Society of Operative Tobacconists was a craft union established in 1834. The union was originally an all-male group of skilled craftsmen.



- ▷ In 1918, a decision was made to make the union an industrial union for all tobacco workers regardless of occupation or gender.

This was implemented in 1925 and it was renamed the Tobacco Workers' Union. Women were recruited to the union in large numbers during World War II and became most of the total membership.

**Materials:** Cotton twill fabric with appliqué design, machine embroidery and synthetic fringe.

**Dimensions:** 590mm wide x 950mm high

[Banner description]

Shield shaped red banner with a central image of two brown and



▷ white tobacco leaves on a white background. The words 'Founded 1834' are in black below the leaves. The words 'TOBACCO WORKERS' UNION' are in white bold lettering on the red background of the banner, and there are two stickers either side of the central image which say 'I love NHS' in black on a white background. A red heart is used on each sticker to denote the word love. The bottom of the banner has yellowy brown tassels displayed below a white stripe.

### **Did you know?**

2024 is the 40th anniversary of the Miners' Strike of 1984 to 1985. This was a major industrial dispute between the UK government and the National Union of Mineworkers, over colliery closures and job losses. This archive image shows Glasgow union members giving





- ▷ miners' families food during the strike.

[Image description of photograph on label]

Black and white photograph of several union members distributing food out of a white van to a crowd of families. A few central family members are holding plastic wrapped cases of tinned food. Some of the union members are resting on a large box that has the words 'Kellogs CORN FLAKES' on it.

**Image credit:** Glasgow tobacco workers bring food for miners' families, 1985. Image courtesy of The Tobacco Workers' Union.

[Gallery directions]

With the Tobacco Workers' Union banner in front of you, turn left and head round the corner. The National Union of Railwaymen (NUR) Rickmansworth Branch banner is the first banner on your right. The banner is double sided and both sides are on display. You can head through the gap between the displays on the left to see the other side or come back to this afterwards.

## **National Union of Railwaymen (NUR) Rickmansworth Branch banner, around 1920**

### **Front label**

The NUR was formed in 1913 and, along with all unions, expanded enormously during World War I. The war led to the employment of women in a range of occupations



- ▷ that had previously been closed to them, including work on the railways. In 1915, this led to the NUR altering the union's rules to allow women to become members for the first time.

**Materials:** Plain woven silk fabric with replacement polyester borders. Hand painted images in oil-based media.

**Dimensions:** 2,933mm wide x 2,768mm high

### **Reverse label**

The NUR played a leading role in the nine day strike of 1919. A protest due to workers feeling the sacrifices made during World War I had not been acknowledged by the government.



- ▷ The NUR helped to organise the General Strike of 1926 to support the Miners' Federation of Great Britain in their dispute over the cancellation of national agreements, reduction of wages, and increase in working hours imposed by mine owners. Because this banner was made around 1920, it is likely it was in use during the General Strike

[Banner description]

A double-sided square banner.

Both sides have a red border along the left, right and bottom edge of the banner. The bottom edge has a red and green tasseled fringe. The banner is hung on a pole using a white sleeve.



- ▷ The central design on both sides is framed by a lime green border. The words 'NATIONAL UNION OF RAILWAYMEN' are in bold yellow lettering within a red border. Below this it says 'RICKMANSWORTH BRANCH' in bold black lettering within an orange border. There are two white flowers in the top left and right corners of the design, with leaves spreading and trailing along the lime green border.

## Front

The central design is of two workers standing in a landscape of small houses and animals, with a setting sun behind them. The workers are much larger than the landscape itself. The figure on the left is dressed in a station guard's blue uniform with a red tie and holding a piece of paper above a ballot box. The figure on the right is



▷ dressed like a labourer, and has their arms crossed. Both are chained at their feet to a large circular golden weight, which has the words 'CAPITALISM' on it in black lettering.

Below the two workers are the words 'THE LIBERATION OF THE WORKING CLASS IS THE ACT OF THE WORKERS THEMSELVES' in black lettering on a pink background.

Above them at the top and centre of this image is an image of a handshake and the words 'POLITICAL ACTION, CO-OPERATIVE COMMONWEALTH, INDUSTRIAL ACTION' in brown italic lettering.



## Reverse

- ▷ The central design is of a grieving woman and her children sitting beside an empty bed that has a green quilt cover. The woman is wearing a black dress. Her children are kneeling at her feet and praying. Both are dressed in white night gowns. Above them are the words 'HELP THE WIDOWS AND ORPHANS' in black bold lettering on a pink scrolled banner. Below them, are the words 'UNITY IS STRENGTH' in black bold lettering on a pink scrolled banner.

## **What do our Conservators say?**

During its lifetime this banner has been painted over several times to keep it looking fresh and vibrant. This makes the paint thicker and vulnerable to flaking. We have applied thin adhesives to the flaking areas to keep it in place.



▷ **Did you know?**

The image used on this banner of a grieving woman and child was a design often used to show how important union benefit funds are to the dependents of a deceased worker.



[Gallery directions]

With the NUR banner on your right, continue straight, further into the Workers zone. Here there are two banners. The banner on your left is the Rossendale Valley Textile Workers Union banner and the banner on your right is the National Association of Local Government Officers (NALGO), Nottinghamshire County Branch banner.

**Rossendale Valley Textile Workers Union banner, 1961**

The Rossendale Valley Textile Workers Union was originally part of the Rossendale Weavers', Winders' and Beamers' Association. This union was founded in 1873 to represent cotton industry workers in Rossendale, Lancashire.



- ▷ In 1966, with membership decreasing, this union merged with other Lancashire trade unions to become the Burnley, Nelson, Rossendale and District Textile Workers' Union (BNRDTWU) and represented cotton industry workers across Lancashire.

However, in 1984, with membership down to only 1,600, the union merged again into the Transport and General Workers' Union (TGWU).

**Materials:** Cotton ribbed fabric with appliqué design and synthetic fringe.

**Dimensions:** 2,540mm wide x 1,240mm high



- ▷ [Banner description]  
Red landscape banner with 'ROSSENDALE VALLEY TEXTILE WORKERS UNION 1961' in bold yellow at the top of the banner. In the centre is an image of a handshake in the same shade as the lettering. Either side of this are the words 'HASLINGDEN WEAVERS ASSOC 1843' and 'ROSSENDALE WEAVERS ASSOC 1873' in yellow. Below the handshake are the words 'UNITY CREATES STRENGTH'. The bottom edge has yellow tassels.

### **Did you know?**

Today the TGWU is part of Unite the Union. In 2021, Sharon Graham was elected as the new leader of Unite, becoming the union's first female general secretary.



- ▷ [Image description of photograph on label]  
Black and white photograph of union workers marching with the banner in a crowd. The banner is held by two people. They are marching down a main road, lined with parked cars. Behind them marching protesters hold placards, with one reading 'HANDS OFF THE UNIONS'.

**Image credit:** Rossendale Valley Textile Workers Union demonstration, November 1980. Image courtesy of Nigel Waddington.

## **National Association of Local Government Officers (NALGO), Nottinghamshire County Branch banner, around 1978**

This banner was designed by the branch publicity committee during the 1970s and made by clients at a Social Services Department Day Centre in Sutton-in-Ashfield, Nottinghamshire.

The design in the centre is based on the Nottinghamshire County Council logo. The banner was used extensively, particularly during the health pay dispute of 1981 to 1982. The image of it in use is from 23 June 1981, when NALGO workers in Nottingham joined nurses, miners, and other trade unionists in a public show of support for health workers in their

campaign for better pay and conditions.

**Materials:** Cotton fabric with appliqué design using synthetic fabrics, interlined with Vilene.

**Dimensions:** 1,990mm wide x 1,520mm high

[Banner description]

Green landscape banner with the words 'nalgo NOTTINGHAMSHIRE COUNTY BRANCH' in yellow lettering. In the centre is an oak tree with green leaves, a brown trunk, and a rising sun behind it on a cream oval shaped background with a red trim. On the bottom half of the oval there are green oak leaves and acorns.



## **Did you know?**

- ▷ In 1991 NALGO elected Mike Blick as president – the first openly LGBTQIA+ trade union leader in the UK.

[Image description of photograph on label]

Black and white photograph of union members holding the banner in front of a large crowd outside Debenhams in Nottingham's market square. All the crowd members are looking towards the banner.

**Image credit:** National Association of Local Government Officers (NALGO) day of action 23 June 1981. Image courtesy of NALGO.

[Gallery directions]

With the Rossendale Valley Textile Workers Union banner on your left, turn left and head through the gap between the displays. The reverse of NUR banner is on your right. Straight ahead, behind the table with the Match Girls Strike game, is The Journey We Made Across Land And Sea, To Build A Country Not Made For Me banner.

**The Journey We Made Across  
Land And Sea, To Build A  
Country Not Made For Me  
banner, 2021**

Made by artist Seleena Laverne  
Daye

‘This fake trade union banner subverts the white Britishness and classical ideals traditionally upheld by other banners in the museum’s collection. Instead of the singularly white, British, male worker who





▷ saves the day, we wanted a more representational banner that gives migrant workers their due and criticises industries for exploiting vulnerable, marginalised groups. With a medallion in each corner – symbolising agriculture, textiles, healthcare, and hospitality – the banner seeks to empower fellow migrants whose hard work and cheap labour remain unrecognised.’  
*Monika, People’s History Museum Community Programme Team member*

**Materials:** Synthetic jacquard fabric  
polycotton and polyester felt  
appliqué.

**Dimensions:** 1,480mm wide x  
1,980mm high



- ▷ [Banner description]  
Burgandy red portrait banner with a fabric central design. The design shows a Black female worker holding up two cleaning buckets in one hand and a mop in the other. The worker is dressed in a purple apron, green T shirt and black jeans and shoes. Either side of the worker are white columns. The words 'THE JOURNEY WE MADE ACROSS THE LAND AND SEA TO BUILD A COUNTRY NOT MADE FOR ME' are in black lettering on a golden yellow background above the worker. In each corner of the banner there is a symbol within a coloured circular background. The top left corner shows a white hand picking strawberries on a light blue background. The top right shows a pair of black handled scissors and yellow thread on a turquoise

background. The bottom left corner shows two hands wearing blue plastic medical gloves and a syringe on a yellow background. The bottom right corner shows a brown hand holding out a takeaway food bag with a picture of a burger on it, on a lime green background.

### **Did you know?**

This banner was created by a Community Programme Team of people whose lives have been shaped by migration.

It is linked to a trail of interventions around the gallery which explore this theme.

## Purple Voters Zone

[Gallery directions]

With The Journey We Made Across Land And Sea, To Build A Country Not Made For Me banner, on your right, head into the purple Voters zone. Turning right, the Cadets of Temperance, Manchester Branch banner is on the wall to your left.

### **Cadets of Temperance, Manchester Branch banner, 1930s**

The Cadets of Temperance formed in the USA by Wyndham H Stokes in 1846 to discourage boys aged 12 to 18 and their parents from drinking alcohol.

Over time, the Cadets also served as a mutual aid society. A major



▷ attraction of the group for its members was most likely the society's unusual meetings. Cadets wore colourful regalia during meetings and often used secret passwords.

The movement grew rapidly and by 1854, it had branches worldwide and women were welcomed as members.

**Materials:** Silk fabric with hand painted design on one side using oil paint. Original wooden pole and brass finials.

**Dimensions:** 855mm wide x 1,300mm high

[Banner description]

Portrait red banner with a blue border along three sides. A painted image of a triangle is the central image. The triangle is split into four ▷

▷ parts. In the centre of the triangle the words 'No 115' are in blue on a yellow background. On the left side of the triangle the word 'LOVE' is in yellow on a red background. On the right side of the triangle the word 'Honour' is in yellow on a white background. On the bottom side of the triangle the word 'Truth' is in yellow on a light blue background. The triangle is held within a blue circle with a thin yellow border. Above this the words 'CADETS OF TEMPERANCE' are in bold yellow text within a blue scroll shaped background. Below this the words 'GOOD SAMARITAN SECTION MANCHESTER' are in bold blue lettering.

### **What do our Conservators say?**

'This banner has been used a lot over the years and has been damaged and repaired during this ▷

▷ time. Can you see the old stitching?’

[Image description of photograph on label]


Magnified colour photograph of the banner’s painted surface showing the layers of oil paint, which appear a burnt orange colour. The rippled texture of the canvas is visible beneath.

[Gallery directions]

With the Cadets of Temperance banner on your left, the Primrose League Stretford Habitation No 1861 banner is straight ahead of you.

### **Primrose League Stretford Habitation No 1861 banner, around 1900**

Following the death of Conservative politician and Prime Minister Benjamin Disraeli, the Primrose League was founded in 1883 as a patriotic organisation to promote conservative values.

At its peak, the league had over two million paid up members, which included significant numbers of women, lower middle class, and working class people. Members would meet up regularly through a programme of social events. 



- ▷ The Primrose summer fête, often held in the grounds of stately homes, was its biggest annual event.

The primrose was chosen as the symbol of the league because it was considered the favourite flower of Benjamin Disraeli.

**Materials:** Plain woven wool with appliquéd and embroidered design, silk cording and fringe.

**Dimensions:** 915mm wide x 1,450mm high

[Banner description]

Royal blue portrait banner with decorative blue and yellow trim tassels along the bottom edge. The words 'STRETFORD HABITATION NO 1861' are in yellow text. In the centre of the image is a shield split ▷

▷ into four parts. The top left and bottom right part show three gold lions on a red background. The top right part shows a red lion on a yellow background within a rectangular orange border. The bottom left part shows a yellow harp on a blue background. Surrounding the shield is a reef of white primroses with green leaves. Below this image is a single white shield with a red dragon on a white background. In the top left corner of this shield is a small red hand.

### **Did you know?**

The league's motto was 'Imperium et Libertas' which means 'Empire and Liberty'. Given that the British Empire depended upon repressing the liberty of many people, what do you think of this motto today?

[Gallery directions]

With the Independent Primrose League Stretford Habitation No 1861 banner on your left, head straight and in front of you is the Mansfield Labour Party Women's Section banner.

### **Mansfield Labour Party Women's Section banner, 1980s**

This banner was created by participants in a workshop at the National Museum of Labour History, the original name for People's History Museum. It was used on many demonstrations for a range of causes, including the People's March for Jobs, anti-racism , Jobs for Sacked Miners, and against the Poll Tax in 1992 in London.

To create the banner, each woman took a square and a letter and 

- ▷ worked with it as she pleased. Various embroidery silks and wools, embroidery books, and samples were used.

**Materials:** Hessian fabric, bordered and lined with nylon, decorated with applied felt and mixed thread embroidery.

**Dimensions:** 1,180mm high x 1,580mm wide

[Banner description]

Landscape banner made out of burgundy and purple fabric squares in a patchwork pattern, framed by a red border. The text on the banner reads 'MANSFIELD LABOUR PARTY' and has been stitched onto the banner using thin white thread in an italic style. Above and below this text are the words 'WOMENS SECTION' in large bold red



- ▷ lettering that has been cut out of fabric and decorated by needlework imagery including red roses, white doves and different colour shapes.

At the bottom and the top of the banner are further needlework symbols, including a red rose, peace symbol, tree, blue and yellow deer, rainbow and dove of peace. The words 'PEACE' and 'WOMEN' are stitched in white on two of the fabric squares, with each letter framed by a balloon shape.

### **What do our Conservators say?**

Although this banner looks quite robust, the hessian fabric is fragile and sheds fibres easily. We monitor this by using small muslin squares to capture the dust removed during gentle vacuum cleaning.




- ▷ [Image description of photograph on label]  
Two colour photographs of group members with the banner standing outside in the sun on a street.

**Image credit:** Group members with the banner at the Durham Miners' Gala, late 1980s. Images courtesy of Rosemary Banks.

[Gallery directions]

From the Mansfield Labour Party Women's Section banner, turn right and take an immediate left in front of the Mini Theatre into the Votes for Women section. The Women Against State Pension Inequality (WASPI) banner is on your right opposite Hannah Mitchell's kitchen, above the display case.

### **Women Against State Pension Inequality (WASPI) banner, 2018**

Made in 2018, this banner protested against women having to wait an additional six years for state pensions which they had expected at 60. The WASPI campaign agrees with the state pension age being equal but does not agree with the unfair way the changes occurred. It believes that women were not properly informed and left 

- ▷ with no time to make alternative plans.

The campaign began online in 2015 when a group of women got together to fight this injustice. In 2021, the Parliamentary Ombudsman ruled in support of the WASPI campaign, however, no compensation package has yet been agreed.

**Materials:** Quilted banner constructed of a wide variety of fabrics and modern materials, decorated with appliqué and embroidery.

**Dimensions:** 695mm wide x 1,080mm high

[Banner description]  
Light brown rectangular banner, with a thin white and purple border. ▷



- ▷ The central image is of a silver haired woman in a winged wasp like outfit. Their hair is in a ponytail and their arms are folded. They have a black handbag across their shoulder and thousand pound notes are falling out of it. Around the four sides of the banner the words 'WOMEN AGAINST STATE PENSION INEQUALITY WASPI' in black. There are two wasps within the border, one on the left hand side and one at the top. In three of the four corners there are suffragette arrow symbols in green, purple and white. The white arrow has the word 'Purity', the green arrow has the word 'Hope' and the purple arrow has the word 'Dignity'. The final corner has an image of a black prison gate with a green, white and purple suffragette arrow in the centre of it. ▷


- ▷ **What do our Conservators say?**  
Modern materials may seem easy to care for but they can age in unpredictable ways and conservators are still learning the best ways to look after them.

[Gallery directions]

With the Women Against State Pension Inequality (WASPI) banner on your right, head straight towards the Workers at Work, 1914-1918 section. Turn left and the Burnley & Pendle Anti-Nazi League (ANL) banner, is on your right.

### **Burnley & Pendle Anti-Nazi League (ANL) banner, 2003**

The ANL was formed in 1977 in response to the rise of the National Front (NF). The NF was a far right, fascist political party and a forerunner to the British National Party (BNP). The ANL was revived in the early 1990s after the BNP won a council seat in London Docklands.

In the local election in 2003, the BNP had eight councillors elected in Burnley. They were the second 

- ▷ biggest group on the council. It was the largest group the BNP had held in any form of government. The ANL demonstrated at the first meeting of Burnley Council after the election.

**Materials:** Cotton basket weave fabric with screen printed and hand painted design in acrylic paint, with polyester trimmings and guide tapes.

**Dimensions:** 1,500mm wide x 1,250mm high

[Banner description]  
Yellow landscape banner with the words 'NEVER AGAIN BURNLEY & PENDLE ANTI NAZI LEAGUE' in black bold lettering. The banner

- ▷ features a red arrow pointing upwards at 45 degrees.

### **What do our Conservators say?**


Sometimes the dyes for fabrics run into other colours and can be difficult to remove. This can be because extra dye molecules are trapped in the fabric and are mobilised when the fabric gets wet. With this banner, the red dye in the binding tape has run into the yellow fabric of the pole loops.

[Gallery directions]

With the Burnley & Pendle Anti-Nazi League (ANL) Branch banner on your right, turn immediately left into the Post War section then turn right at the Arthur Henderson bust into the Communists section.

Immediately on your right is the Raise higher the red banners of the classe struggle! banner.

**Raise higher the red banners of the classe struggle! banner, 1920s**

This banner was brought back from the Soviet Union in the 1920s by Maggie Jordan, who went to Russia to train textile workers. Maggie was a mill worker from Shipley in West Yorkshire, and a permanent member of the Young Communist League (YCL). The banner is dedicated to the textile workers of 

- ▷ Yorkshire from the textile workers of Moscow.

**Materials:** Silk faced cotton velvet fabric with machine embroidered motifs, lettering, and metallic fringe.

**Dimensions:** 1,640mm wide x 1,450mm high

[Banner description]

Red landscape banner with a tasselled cream border. In the centre is an image of a globe with the soviet hammer and sickle across it. The sea on the globe is white and the continents are red. Above the globe is a small red star and below it a yellow rising sun. Encircling this image are six orange and yellow coloured wheat kernels, three on each side. A red banner ribbon wraps around them and displays within it a soviet slogan in ▷

- ▷ Cyrillic script – the writing system used for languages across parts of Europe and Asia. The words ‘Raise Higher’ are at the top of the banner and the words ‘the red banners of the classe struggle!’ are on the bottom in yellow lettering.

### **What do our Conservators say?**

‘This banner is very vulnerable to touch; the fibres of the velvet pile can wear down, the embroidery can be torn, and the fine metal pieces of the metal fringe can corrode with the oils on our skin’.




[Gallery directions]

With the Raise higher the red banners of the classe struggle! banner behind you, the Printers Aid Spain banner is facing you on the opposite wall.

### **Printers Aid Spain banner, around 1937**

Trade unions throughout Britain sent aid and members to Spain during the Spanish Civil War. This banner illustrates the assistance sent by union members in the printing trades.

Trade unions also raised money for refugees, although there was debate in Britain about whether to accept them. The government felt it could be seen as a breach of the non-intervention policy signed in September 1936. 

- ▷ Calls to accept refugees intensified after the bombing of the town of Guernica in April 1937. The government conceded to campaigners. Nearly 4,000 children were evacuated to Britain.

**Materials:** Plain woven cotton with hand painted design in water soluble paint.

**Dimensions:** 1,803mm wide x 1,270mm high

[Banner description]

Landscape banner in three horizontally striped block colours. The top colour is red with the words '£5000' in white with a black border. The middle colour is yellow with the words 'GIVEN BY PRINTERS' in black. The bottom colour is purple with the words 'AID SPAIN' in white.



▷ **What do our Conservators say?**


This banner is made with a commercially prepared, filled cotton canvas which creates a smooth surface to paint on to. It also provides a good bond for the paint, but it is still at risk of damage from handling. Can you see how the paint in the lower corners has rubbed away during use?

[Gallery directions]

Turning and heading out of the Communists section, turn left back towards the Burnley & Pendle Anti-Nazi League (ANL) banner. From here, turn left and head right, around the corner. On your right is the Gays Against Fascism banner.

### **Gays Against Fascism banner, around 1977**

Gays Against Fascism was a nationwide group that emerged in the 1970s in response to attacks on gay men from the National Front, a far right political party.

This banner, made in Longsight, Manchester, was used at the Rock Against Racism concert at Victoria Park in 1978 and on several demonstrations during the 1984 to 1985 Miners' Strike. 

- ▷ Intended as a mark of shame, the downward pointing pink triangle was a Nazi concentration camp badge used to identify gay prisoners. The symbol has been reclaimed and is used as a symbol of gay pride, along with the famous rainbow flag.

**Materials:** Plain woven cotton with machine sewn appliqué design using synthetic fabrics.

**Dimensions:** 2,222mm wide x 1,330mm high

[Banner description]

Purple landscape banner with the words 'GAYS AGAINST FASCISM' painted in white. In the centre of the words is a pink triangle.



▷ **Did you know?**

The first official UK Gay Pride event happened in London on 1 July 1972, with about 2,000 people taking part.