

# Large Print guide

2024 Banner Exhibition

Gallery Two

**Text size: 24pt**



This guide contains:

- Gallery directions to locate each banner displayed within Gallery Two.
- Large print of the banner labels within Gallery Two.
- Short descriptions of the banners and images within Gallery Two. ▶

- ▷ Large Print exhibition guides in 14pt and 18pt text versions, magnifiers and colour overlays are also available.

Please ask a staff member if you need any further assistance.

## Gallery Two

### Contents

### Page number

#### **Pink Citizens Zone ..... 7**

Electrical Trades Union banner,  
1959 ..... 7

AIDS Coalition to Unleash Power  
(ACT UP) Manchester banner,  
around 1989 ..... 10

National Union of Teachers  
(NUT), Manchester Teachers'  
Association banner, around 2010  
..... 15

Eastenders Against Pit Closures,  
Tower Hamlets Miners Support  
Group banner, 1992 ..... 19

Queer Resistance Against The  
Cuts banner, 2008 ..... 22



▷	Hypervigilance, Baby banner, 2023 .....	25
	Medical Campaign against Nuclear Weapons North West (MCANW) Region banner, 1980s .....	29
	<b>White Banners Zone .....</b>	<b>32</b>
	National Union of Civil & Public Servants (NUCPS) banner, around 1988 .....	32
	Tyldesley Miners' Association banner, around 1900 .....	37
	Amalgamated Society of Woodworkers, Manchester District banner, date unknown..	41
	National Union of Public Employees (NUPE) Nurses Care banner, around 1988 .....	44
	Fire & Flood in the Pennines banner, 2019... ..	47
	<b>Gold Time Off? Zone .....</b>	<b>50</b>



- ▷ Women’s Co-operative Guild  
South Croydon Branch banner,  
around 1930 ..... 50

The banners displayed in the 2024 Banner Exhibition are displayed in Gallery One and Gallery Two. The main galleries are made up of colour coded zones covering different themes. In our gallery directions, we will refer to these zones to help you locate the banners.

This guide follows the order of the displays within Gallery Two.

When you have finished using this guide, please return it or give it to a member of staff. Thank you.

Please share with us any feedback on this resource. You can email ▷

- ▷ [access@phm.org.uk](mailto:access@phm.org.uk) or share your feedback with a member of staff.

## **Pink Citizens Zone**

[Gallery directions]

Enter Gallery Two through the entrance doors on the left side. Once inside, turn left then straight ahead is the Electrical Trades Union banner.

### **Electrical Trades Union banner, 1959**

The Electrical Trades Union was formed in 1889, following the merger of the Amalgamated Society of Telegraph and Telephone Construction Men with the Union of Electrical Operatives. It then merged with the Amalgamated Engineering Union to form the Amalgamated Engineering and Electrical Union in 1992. In 2002 it became part of the union Amicus, which in 2007 merged with



- ▷ the Transport and General Workers' Union (TGWU) to form Unite – the biggest trade union in the UK at the time.

The banner was designed by radical artist and civil rights activist Ken Sprague and made by Mountain and Molehill, the company he formed with Ray Bernard in 1959. As Ray was tall and Ken was short, they were called 'Mr Mountain' and 'Mr Molehill'.

**Materials:** Twill woven wool front with cotton sateen reverse, appliqué design made using synthetic fabrics and machine sewn.

**Dimensions:** 2,510mm wide x 1,640mm high





- ▷ [Banner description]  
Blue landscape banner with a painted central image of a white raised fist with red and white electric bolts coming out of it. To the left of this image in white bold lettering it says 'ELECTRICAL TRADES UNION' and to the right of this image it says 'LONDON PRESS BRANCH' in white bold lettering. At the bottom of the banner are white tassels.

### **Did you know?**

The museum has a number of Ken Sprague's works in its collection, including banners, posters, and prints.

[Gallery directions]

With the Electrical Trades Union banner on your right, head straight and on your left is the AIDS Coalition to Unleash Power (ACT UP) Manchester banner.

### **AIDS Coalition to Unleash Power (ACT UP) Manchester banner, around 1989**

ACT UP is an international direct action advocacy group working to bring about legislation, medical research, treatment, and policies to bring an end to AIDS.

ACT UP was formed in March 1987 at the Lesbian and Gay Community Services Center in New York. ACT UP Manchester also formed around 1988 with the mission of raising awareness of the AIDS epidemic and to challenge the UK government over its lack of action. ▷

- ▷ ACT UP members campaigned to dispel some of the homophobic representations of AIDS within society at the time which contributed to this lack of action.

**Materials:** Ribbed polyester fabric with machine sewn appliqué design.

**Dimensions:** 2,690mm wide x 700mm high

[Banner description]

Pink and black landscape banner with black and pink lettering. Text reads 'AIDS COALITION TO UNLEASH POWER ACT UP! MANCHESTER'. The banner features four pink cartoon figures drawn in pink with a black outline.



▷ **Did you know?**

ACT UP members stuffed tennis balls with condoms and threw them over the walls of Strangeways prison in Manchester, in protest at the government's refusal to distribute condoms in prisons.

[Image description of photograph on label]

Black and white copy of a leaflet, titled 'H.M. PRISON SERVICE'. In the top right corner is an image of a newspaper cutting with the headline 'Not a jailbird in sight on day it rained condoms in Strangeways'. There are two photos in the article, one of a person holding a tennis racket in one hand and a ball in another. The second image shows a crowd of people throwing balls from the street.



- ▷ The leaflet's central image, positioned in the bottom left corner, is of four people throwing condoms into Strangeways prison from a nearby street in front of a row of parked cars. On the paved floor beside them is a placard that says 'FIGHT AIDS' next to a tennis racket. To the right of this central image, there are six blue and white condom packets.

The leaflet includes a list of ACT UP MANCHESTER demands and a copy of a column from another article in the bottom right corner with the headline 'Protesting at strange ways'.

**Image credit:** Members of Act Up Manchester throwing condoms into Strangeways prison in Manchester to protect prisoners from AIDS, ▷

▷ 1990s. Lithograph courtesy of Wellcome Collection.

[Gallery directions]

With the ACT Up Manchester banner on your left, turn right and head straight. On your left is the National Union of Teachers (NUT), Manchester Teachers' Association banner.

**National Union of Teachers (NUT), Manchester Teachers' Association banner, around 2010**

'The original Manchester NUT banner was replaced around 2010, following a change to the national logo. The new banner can be seen here during a July 2016 one day strike by the National Union of Teachers (NUT) – which left an estimated 7,000 of England's 22,000 state schools closed or partially closed for the day, and was designed to protest against the effects of teacher workload pressures, as well as a squeeze on



- ▷ funding which caused many schools to lay off staff, even as pupil numbers were rising.

The Manchester rally, drawing support from NUT divisions across the North West, had a large turnout’.

*John Morgan, Manchester National Education Union (NEU) formerly NUT.*

**Materials:** Plain woven cotton fabric with appliqué design, all machine sewn.

**Dimensions:** 1,820mm wide x 1,220mm high

On loan from National Union of Teachers (NUT), Manchester Teachers’ Association.





- ▷ [Banner description]  
Brownish red landscape banner with the words 'NUT MANCHESTER TEACHERS' ASSOCIATION' in white block letters. Left of centre there are five white stripes in the shape of a hand, with the words 'NATIONAL UNION OF TEACHERS' circling it.

### **Did you know?**

According to the Educational Policy Institute, teachers in England are working longer hours than in most other countries with 48.2 hours per week being the weekly average.

[Image description of photograph on label]

Colour photograph of two union members holding the banner. With many striking teachers in the




- ▷ background on a cobbled street behind a Georgian looking building.

**Image credit:** National Union of Teachers (NUT) strike, July 2016.  
Image courtesy of John Morgan.

[Gallery directions]  
With the NUT Manchester  
Teachers' Association banner  
behind you, head into the Strikes  
section ahead and turn right. On  
your right is the Eastenders Against  
Pit Closures, Tower Hamlets  
Miners Support Group banner.

**Eastenders Against Pit Closures,  
Tower Hamlets Miners Support  
Group banner, 1992**

This banner was produced by the  
Tower Hamlets Miners Support  
Group, which campaigned on  
behalf of miners nationally until  
October 1994.

The banner was carried at rallies  
and demonstrations including at a  
public meeting in east London on  
21 January 1993 addressed by  
Labour MP Tony Benn, a long-  
standing friend of the National 

- ▷ Union of Mineworkers' (NUM) leader Arthur Scargill, and vocal supporter of the 1984 to 1985 Miners' Strike.

The banner was also used at an event in Frickley, Yorkshire on 13 March 1993, commemorating the deaths of two men who died supporting the miners in 1984.

**Materials:** Cotton twill woven fabric with screen printed design.

**Dimensions:** 1,830mm wide x 1,400mm high

[Banner description]

Red landscape banner with the words 'Eastenders Against Pit Closures' in bold white. Below this there is a yellow line running horizontally, with a curved dip at



- ▷ one end of the line. In this dip, there is a black illustration of a pithead wheel. Below the yellow line there are the words 'Tower Hamlets Miners Support Group' in thin white italic lettering.

### **Did you know?**

The design on this banner uses a map of the River Thames with a pithead wheel placed within the Isle of Dogs, as a reference to where the banner was made.

[Gallery directions]

Heading back out of the Strikes section the way you came turn right. On the wall to the left is the Queer Resistance Against The Cuts banner.

### **Queer Resistance Against The Cuts banner, 2008**

Queer Resistance is an LGBTQIA+ collective that formed to protest against government cuts to public services and the welfare state. The government described these cuts as austerity measures.

This banner was used by Queer Resistance North West between 2008 and 2012 on numerous anti-austerity demonstrations.

This included a UK Uncut demonstration in



- ▷ Manchester in 2011, against government led cuts to public services and the tax avoidance of large companies. The banner was donated to the museum by Queer Resistance North West in 2016.

**Materials:** Polyester fabric with various applied materials including sequin fabric and feathers.

**Dimensions:** 1,350 wide x 1,020mm high

[Banner description]

Pink landscape banner with a fluffy red border on the left and right sides and tabs for poles along the top. The words 'QUEER RESISTANCE' are in black, with the word 'Resistance' shaped in a curve. Either side of this there are four shimmery gold jagged shapes. At the bottom the words 'AGAINST



- ▷ CUTS' are in purple on a lime green background with an image of two flames next to it.

### **What do our Conservators say?**

'The modern fabrics used in this banner are very familiar to many of us, but this often makes them more difficult for conservators to look after. They are very tempting to touch, however they will sustain damage just as fast as older materials, if not faster.'



[Gallery directions]

With the Queer Resistance Against The Cuts banner on your left, head straight where the Hypervigilance, Baby banner will be facing you.

## **Hypervigilance, Baby banner, 2023**

‘Living in a state of constant hypervigilance, life becomes one never-ending jumpscare. Every unexpected or loud noise causes you to jump out of your skin. You cannot hide your reactions, no matter how many times you are mocked for them.

The lemur leaf frog is a critically endangered animal which only grows to be three to five centimetres long. It spends its days camouflaged and hiding from potential threats. Its huge eyes give it a permanently over-



- ▷ stimulated appearance. One of the most important captive breeding populations is right here in Manchester. For these myriad reasons, I chose this frog to embody the under-represented issue of hypervigilance, that I, like many others, struggle with.’  
*Dara SF Addams, Manchester based artist.*

**Materials:** Synthetic fabric, machine, appliqué using various cotton fabrics, plastic buttons and machine embroidery.

**Dimensions:** 850mm wide x 1,000mm high

On loan from Dara SF Addams.

[Banner description]

Black portrait banner with three textile illustrated lemur frogs. One ▷

- ▷ has a green body, one has a red body and one has a yellow body. There is text stitched in white on a green background. The words are in a joined up style and read 'It's okay to be jumpy. It's just my body trying to keep me safe. Hypervigilance is my nervous system reacting to every perceived threat. It's a fight or flight response in overdrive, that never turns off. Reacting to stimuli in an extreme way is perfectly logical when you've been through what we've been through. But the autonomic nervous system can be controlled through breathing. Breathe out for longer than you breathe in, and you temporarily switch off the fight-or-flight response. Dara SF Addams'. ▷

▷ **Did you know?**


The museum is continuing to collaboratively explore the history of disabled people's rights and activism, following our 2022 to 2023 Nothing About Us Without Us programme of activity. Scan the QR code to find out more.

[Gallery directions]

With the Hypervigilance, Baby banner on your left, head straight and turn right at the Nuclear Disarmament section. Facing you is the Medical Campaign against Nuclear Weapons North West (MCANW) Region banner.

**Medical Campaign against Nuclear Weapons North West (MCANW) Region banner, 1980s**

The MCANW was formed in 1980 by health professionals, including doctors, nurses and researchers. The group used medical arguments to make the case against nuclear weapons and warn against the concept of a 'winnable' nuclear war.

MCANW stated 'there could be no effective medical response' to nuclear weapons and predicted: 'The management of casualties 

- ▷ resulting from even a limited nuclear attack would be completely beyond the capacity of existing, fully operational medical facilities.'

This banner was made by Mrs Wimbourne of Didsbury, Manchester, whose husband was a medic. It was used on Campaign for Nuclear Disarmament (CND) marches during the 1970s and 1980s and donated to the museum in 2000.

**Materials:** Synthetic fabric with cotton and synthetic fabric appliqué decoration and synthetic fringe.

**Dimensions:** 1,350mm wide x 1,870mm high

[Banner description]

Blue landscape banner with the words 'MEDICAL CAMPAIGN



- ▷ **AGAINST NUCLEAR WEAPONS NORTH WEST REGION'** in yellow. Each letter of the first five words is backed in red, showing the abbreviated version of the organisation's name - MCANW. Either side of the text there is a white rod, with a red snake wrapped around it. The bottom edge of the banner has yellow tassels.

### **Did you know?**

On 5 November 1980, Manchester became the world's first nuclear free city – placing itself at the forefront of the campaign to ban atomic weapons and urging local authorities throughout Britain to do the same. The Doves of Peace sculpture outside the museum was made in 1986 to commemorate this.

## White Banners Zone

[Gallery directions]

With the Medical Campaign against Nuclear Weapons North West (MCANW) Region banner on your right, turn left into the white Banners zone of the gallery. In front of you are three large banners, these are displayed so you can see both sides.

The banners from left to right are the National Union of Civil & Public Servants (NUCPS) banner, the Tyldesley Miners' Association banner and the Amalgamated Society of Woodworkers, Manchester District banner.




## **National Union of Civil & Public Servants (NUCPS) banner, around 1988**

The NUCPS was formed in 1988. Today, after a series of mergers, it is part of the Public and Commercial Services (PCS) Union.

The Civil Service employs over 450,000 people across the country and overseas to deliver public services, and supports the government of the day to develop and implement its policies.

NUCPS represented executive, directing, support, manual, and industrial grades of the Civil Service and other public organisations.

This included executive officers, immigration officers, customs officers, communications staff, technicians, craftspeople, catering 

- ▷ staff, cleaners, library assistants, and museum staff.

**Materials:** Silk ribbed fabric with acrylic painted design on both sides, polyester fringe and cotton guide tapes.

**Dimensions:** 1,840mm wide x 2,520mm high

[Banner description]

Burgandy portrait banner with a bottom border frill of yellow tassels. Both sides of the banner feature a painted central image framed by elongated golden yellow flowers. Above the central image are the words 'NATIONAL UNION OF CIVIL AND PUBLIC SERVANTS'. Below the central image are the words 'PEACE UNITY PROGRESS'. All the text is in black ▷

- ▷ on a light blue background with a gold border.

### Front

The central image is of eight workers standing in two rows of four framed within a gold border. There are three females and five males. They are wearing a mixture of uniforms, office wear and building site clothes.

### Reverse

The central image has a white dove of peace and a handshake symbol in the centre. Around these symbols there are painted images of a red brick office building, a radio satellite, a coast guard type boat, Big Ben and the Houses of Parliament and a green tractor.

**Did you know?**



- ▷ This banner was used in a march against the Government Communications Headquarters (GCHQ) trade union ban in 1992.

## **Tyldesley Miners' Association banner, around 1900**

Established in 1862, the Tyldesley Miners' Association represented coal miners in parts of Lancashire after a split from the Wigan Miners' Association.

In 1887, the union established branches at each pit in its area and later became an integral part of the Lancashire division of the National Union of Mineworkers (NUM).

In its formative years the association was led by Robert Isherwood, the son of a handloom weaver who had started work in the pit aged nine.

**Materials:** Jacquard woven silk fabric, plain woven silk borders, oil painted



- ▷ **Dimensions:** 3,040mm wide x 2,960mm high

[Banner description]

Square shaped banner with gold and blue tassels on the bottom of the banner. Each side has a painted image on it framed in a circle, which is set on a square patterned background, with a red border.

Front

The central image is a circular painting of a large red brick building with a lower green frontage. There is a figure standing outside the building on a cobbled street. They are holding tools in their hands.

Above the image are the words 'THE TYLDESLEY MINERS HALL 1893' in gold on a red background. Below are the words 'EFFORTS OF TYLDESLEY MINERS' in gold on a ▷

- ▷ red background. The central circular image is framed by a gold yellow square, with a decorative pattern of blue flowers and leaves. This is bordered by red on all sides.

## Reverse

The central image is a red circle made up of four smaller circles with portraits of the heads and shoulders of four men. They are wearing black suits and ties and are set within a background which is decorated with illustrations of the rose, thistle, leek and clover, with a red Lancashire rose at its centre. Above are the words 'TYLDESLEY MINERS ASSOCIATION ESTD 1862' in gold on a red background. Below are the words 'UNITY IS STRENGTH' in gold on a red background. The central image is framed by a blue square, with a decorative pattern of gold flowers



▷ and leaves. This is bordered by red on all sides.


### **Did you know?**

Robert Isherwood was also instrumental in building Tyldesley Miners' Hall in 1893 which can be seen on this banner.



## **Amalgamated Society of Woodworkers, Manchester District banner, date unknown**

In 1921 two separate unions, the Amalgamated Society of Carpenters and Joiners and the General Union of Carpenters and Joiners, merged to form the Amalgamated Society of Woodworkers. This banner belonged to the Manchester District of the union.

The union originally represented skilled woodworkers. However, changes in technology led to the introduction of less technically specialist skilled members. It was one of several unions that joined together in 1970 to form the Union of Construction, Allied Trades and Technicians (UCATT). 

▷ **Materials:** Rayon fabric with oil painted designs on both sides.

**Dimensions:** 1,867mm wide x 2,540mm high

[Banner description]

Red shield shaped banner with a yellow tasseled border along its bottom edge. Both sides of this banner are the same front and back. At the top of the banner, the words 'AMALGAMATED SOCIETY OF WOODWORKERS' are in gold. At the bottom, the words 'MANCHESTER DISTRICT' are in gold. In the centre is a shield outlined in gold. The top of the shield is divided into three sections, the middle section has a yellow shell on a blue background, either side of this is a red rose on a white background. In the middle section of the shield is a thick gold triangle ▷

- ▷ outline. Around the shield the words 'UNITED WE STAND DIVIDED WE FALL' and 'CONFIDENT BUT VIGILANT' are in red on a white scroll background. Either side of the shield, the words 'FOR STRENGTH AND UNITY' and 'FOR PEACE AND PROGRESS' are in red on a gold scroll background.

### **Did you know?**

The phrase 'United we stand, divided we fall' referenced on this banner can be traced back to the Greek storyteller Aesop, who lived during the 6th century, and his fable *The Four Oxen and the Lion*.

[Gallery directions]

With the three large banners on your right side, head straight and in front of you is the National Union of Public Employees (NUPE) Nurses Care banner.

### **National Union of Public Employees (NUPE) Nurses Care banner, around 1988**

NUPE was a British trade union which existed between 1908 and 1993. It represented public sector workers in local government, the health service, universities, and water authorities.

NUPE was particularly active in the mobilisation of employees against the attacks on trade union organisation and workers' rights by the Conservative government led by Margaret Thatcher during the 1980s.



- ▷ In 1993, NUPE merged with the National and Local Government Officers Association (NALGO) and Confederation of Health Service Employees (COHSE) ) to form UNISON.

**Materials:** Plain woven cotton fabric with screen printed design.

**Dimensions:** 450mm wide x 1,430mm high

[Banner description]

White portrait banner with a yellow border at the top and bottom, with the words 'NUPE' in white. Below the top border, the words 'NURSES CARE' are in bold blue on the white banner background. Below this is an illustration in blue of a nurse, with mid length hair, wearing a nurse's uniform. Their arms are



- ▷ crossed and they are smiling. Behind them is a hospital bed in a room, with a plant on a bedside table and a view of city buildings out of the window.

### **Did you know?**

There is also a NALGO banner included in the *2024 Banner Exhibition*. Can you find it?

[Gallery directions]

With the NUPE Nurses Care banner on your left, head straight and in front of you is the Fire & Flood in the Pennines banner.

## **Fire & Flood in the Pennines banner, 2019**

‘Climate breakdown was already showing in 2019 when Calderdale Extinction Rebellion (XR) made this banner and took it to London for the April Uprising, where we joined crowds of many thousands to blockade Westminster.

Since then it has marched on local streets in Halifax, Hebden Bridge, and Manchester as well as further afield. It is now one of several banners we have made in the same way: heads are put together for our slogan, then we collaborate on sewing what is mainly a marching banner.’



▷ *B Dahl, Calderdale XR*

**Materials:** Scaffolding net, ripstop nylon, cotton bias binding, polypropylene rope, and strong polyester thread.

**Dimensions:** 3,200mm wide x 1,000mm high  
On loan from B Dahl and Calderdale XR.

[Banner description]

Blue landscape banner with the words 'FIRE & FLOOD IN THE PENNINES'. The word 'FIRE' is in red, with light orange flames. The word 'FLOOD' is in black, with grey waves.

The remaining words are black. Each corner of the banner has a tied knot of blue rope hanging.





▷ **Did you know?**

You can find out more about Extinction Rebellion and get involved in their campaign work; look online at [extinctionrebellion.uk](http://extinctionrebellion.uk).

[Image description of photograph on label]

Colour photograph of a large group of people outside holding the banner, with people waving yellow extinction rebellion flags and placards, some of which read 'ACT NOW' and 'I am here for our children'. One of the flags being waved is a white Yorkshire rose on a blue background.

**Image credit:** Calderdale Extinction Rebellion (XR) at the April Uprising, 2019.

Image courtesy of Lucy Cartwright.

## Gold Time Off? Zone

[Gallery directions]

With the Fire & Flood in the Pennines banner on your left, head straight past the Conservation window on your left and then turn right. Turn left into the Friendly Societies section and head straight towards the Co-operative Society display. Head into The Co-op section and the Women's Co-operative Guild South Croydon Branch banner is facing you.

### **Women's Co-operative Guild South Croydon Branch banner, around 1930**

The Women's Co-operative Guild was founded in 1883.

At its peak in 1939 this grew to around 89,000 members.

The South Croydon branch was formed in 1927. Each section of 

- ▷ the guild had its own floral emblem, and the white rose signified the southern section.

The guild campaigned on important issues for women including provision of birth control, nursery schools, and family allowances. It also championed peace, equality, and justice.

**Materials:** Cotton sateen fabric with oil painted image.

**Dimensions:** 877mm wide x 1,270mm high

[Banner description]

Blue shield shaped banner with a gold border of white Yorkshire roses and green leaves along the sides and bottom edge. In the centre is a woman standing with a basket of food on her right arm. On ▷

▷ either side of the figure is a bushel of wheat painted in the same gold as the border. Below are the words 'of whole heart cometh hope' in black on a gold scroll. At the top of the banner are the words 'WOMEN'S CO-OPERATIVE GUILD' in gold. Below the image are the words 'SOUTH CROYDON BRANCH' in gold. There are two long gold tassels hanging from each top corner of the banner and a roped gold border edge runs along all sides of the banner except the top.

### **Did you know?**

The birthplace of the global co-operative movement is somewhere in Greater Manchester.

Have a look around the gallery, can you find out where?